

Design Architectural Series

Windows

inspired by you.



INTRODUCING THE Design Architectural Series Window




The Design Architectural Series window is an innovative aluminum clad window system perfectly suited for today's modern style homes and commercial buildings.

Design Architectural Series

ALUMINUM-CLAD WINDOWS



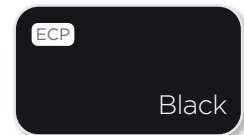
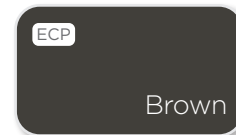
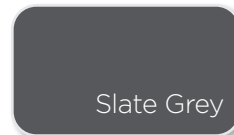

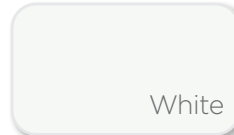
Interior Frame Colour



ECP ENHANCED COLOUR PROTECTION

An innovative Kynar® coating helps protect our darker colours from fading and chalking. Colours are reproduced as accurately as printer technology allows.

Exterior Frame Colours



Contemporary Hardware

Proprietary hardware available in 4 colours



Standard Features

► Fully extruded aluminum


Fully extruded aluminum components provide long lasting strength and beauty.

► Energy efficiency

Vinyl Performance Core provides superior energy efficiency over traditional thermally broken products.

► Mbar Addition

Our Design Series of casement and direct set windows now include a vinyl Mullion Bar “Mbar” profile which is stronger than the previous “Tbar” profile. Allowing for common-frame configurations to attain structural ratings only achieved through steel-reinforced factory mulling, “Mbar” is a superior profile for the structural integrity of your windows.



Balanced views

Design Series windows have balanced sight lines. It simply means the sashes on casement and picture combinations are balanced. Equal lite options are also available with fixed combinations.




Stile and rail design for a bold and modern look.



Design Architectural windows are available with your choice of flush interior frame or with built in drywall return receptacle.



A window **for every view.**




Awning

Awning windows are hinged at the top and open outward. Placed high on a wall, they provide light and ventilation while maintaining privacy. Placed below larger fixed windows, they provide ventilation and deflect light rain.



Casement

Casements are hinged on one side and crank open to catch the breeze. They have a contemporary look and are a popular choice over kitchen counters.




Fixed Sash

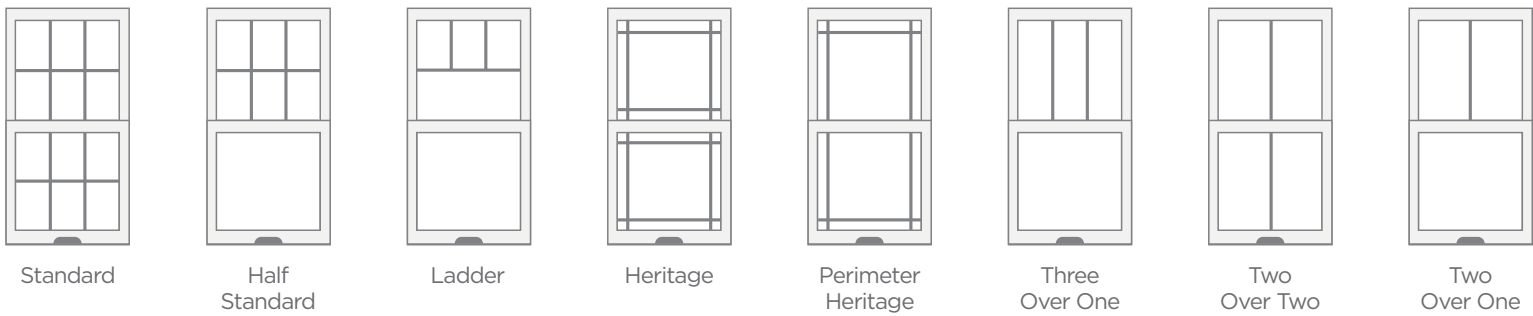
Fixed sash windows are non-operational window but offer identical sightlines to casement or awning window to provide a more balanced appearance.

Direct Set

Direct set windows are non-operation windows with a slimmer appearance that maximizes visible light.




Grille Patterns



In-Glass Grilles

These are installed between the glass panes. You'll never have to clean them.



Grille Colors

AVAILABLE SIZES	AVAILABLE COLOURS				
	White	Beige	Black	Brown	Grey
1" Flat Grille	•	•			
13/16" Flat Grille	•	•			
5/8" Flat Grille	•	•	•	•	•
5/16" Flat Grille	•	•	•	•	•
1" Contour Grille	•	•	•	•	•
3/4" Contour Grille	•	•/*	•/*	•/*	•

*Two-tone option available with white interior and beige, black or brown exterior. Colour always faces the exterior.

Hardware

Casement and awning windows feature slim line contemporary hardware available in 4 colours.



Contemporary Multipoint Lock

Casement and awning windows feature slim line contemporary hardware available in 4 colours.



Simulated Divided Lites (SDL)

Exterior and interior colours are matched to your windows.



Glass & Glazing Options

LoE Glass

What is LoE? Low emissivity (LoE) coatings are applied to glass surfaces to reduce the transfer of heat through the window. High solar gain LoE lets more of the sun's heat pass into a room. Low solar gain LoE blocks more of the sun's heat.

ECO GAIN 180

High Solar Gain Glass

A great choice for our northern climate because it allows solar energy to pass through the glass to provide "free heat" in winter. LoE reflects heat back into the room, reducing home heating needs. Throughout the year, Eco Glass Gain 180 protects furnishings from fading and insulates against extreme temperatures.

ECO SHIELD 270

Solar Control Glass

A good choice for variable climates. In summer, Eco Glass Shield 270 can reduce solar heat gain by 50% or more compared to ordinary glass. In winter, argon fill and LoE work together to maintain comfort and reduce energy needs. Throughout the year, Eco Glass Shield protects against fading without darkening your view.


ECO MAX SHIELD 366

Ultimate Performance Glass


This "spectrally selective" glass provides the highest level of comfort, energy savings and fade protection. Instead of one or two layers, the glass is coated with three layers of silver to block summer heat and retain your home's heat in winter – with no room-darkening tints and virtually no exterior reflectance.

Obscure Glass


Obscure textured glass ensures privacy while allowing sunlight to brighten a room. It's ideal for bathrooms.




Arctic




Gluechip




Pinhead



Rain




1/2" Reeded



Satin Etch


Preserve™ Protective Film




We help protect our windows and doors during transit and at the job site by applying a clear protective film on inner and outer glass surfaces. It eliminates masking and makes cleanup a snap. Simply peel it off to reveal spotless glass.



NEAT® Glass



NEAT®
glass



Ordinary
glass

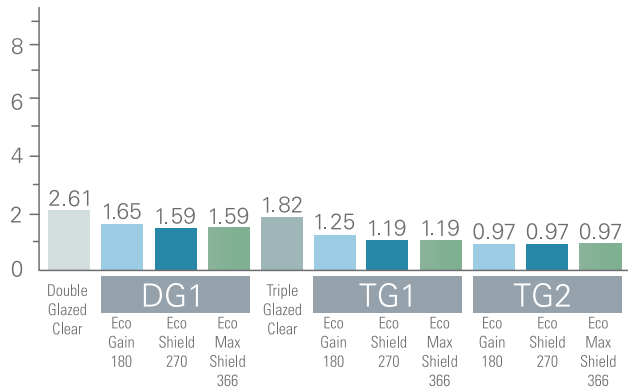
This special coating reacts with the sun's rays to loosen dirt so it rinses away when it rains. With NEAT®, your windows will stay cleaner longer and be easier to clean. Available with Eco Shield and Max Shield glass.



Ratings



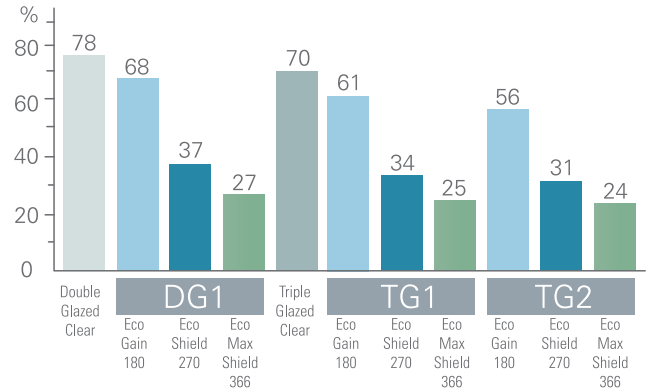
U-Value



U-Value: A measure of heat flow through a window. The lower the number, the lower the heat loss/gain.

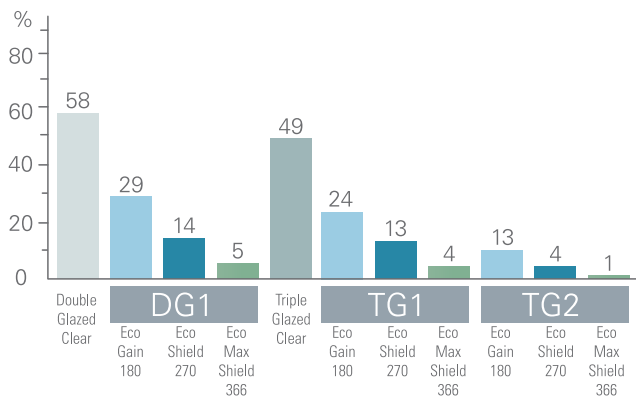
*Based on NFRC thermal data - Design Series 'P' unit

Solar Heat Gain Coefficient



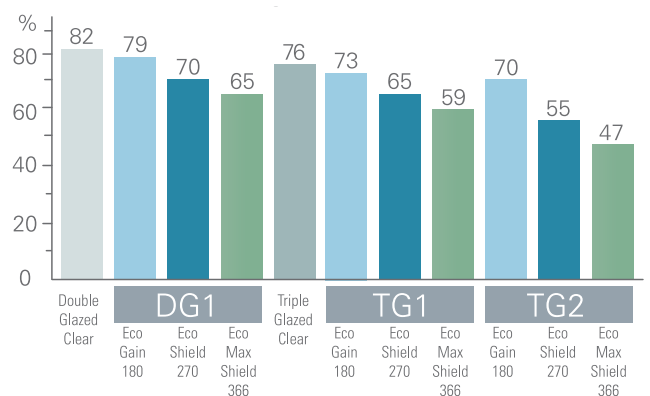
SHGC: A measure of solar radiation transmitted through the glass. Higher numbers mean more heat gain in a home.

Ultraviolet Transmission



UV Transmission: A measure of UV radiation transmitted through the glass. The lower the number, the better the glass is at protecting furnishings from fading.

Visible Light Transmission



VLT: A measure of visible light transmitted through the glass. Higher numbers mean more daylight can enter a room.

DG1 - Double-glazed • Single LoE coating • One argon filled air space **TG1 - Triple-glazed** • Single LoE coating • Two argon filled air spaces **TG2 - Triple-glazed** • Double LoE coating • Two argon filled air spaces



For more information
visit plygem.ca