



BLOCKS & VENTS



Put the accent on *style.*

mounting blocks

Mounting blocks are used to install electrical outlets, water faucets, light fixtures, mailboxes, house numbers and even doorbells.



Quality Assurance



Our mounting blocks are built to withstand the toughest weather and retain their color and beauty over the life of your home. They will not chip, crack or split. All of our mounting blocks are backed by our Limited Lifetime Warranty.

Simple to Install




Our mounting blocks have a two-piece design that easily adjusts from 1/2" to 1 1/4". This feature allows for easy installation over a variety of siding choices, including insulated vinyl siding.

A Perfect Color Match



Our mounting blocks are available in over 100 beautiful colors and can be matched to virtually any vinyl siding color.



Faucet Mount
Mounting Block

vents

We design vents for a wide variety of uses, with the classic styling and vast color palette that you've come to expect from Ply Gem. All of our vents are specially engineered to prevent intrusion by birds, insects and animals, and are made to last for years to come.



The Right Colors for You

Any of our vents are available in over 100 beautiful colors. They can be matched to most colors and virtually any siding option. The paintable version can be painted to match any unique color with a high-quality latex paint.

Utility Vents

Our utility vents are sturdy and provide excellent cross-ventilation of garages, foundations, and range hoods. The Louvered Exhaust Vent is ideal for removing the moist air of dryers and bathrooms. Intake louvers and soffit intakes work in tandem with the vents to maximize the flow of air, allowing your family to breathe easier. With Ply Gem utility vents, your home not only looks beautiful, but feels fresher.

Gable Vents

For the perfect finishing touch to your home, our gable vents are offered in round, half-round, square, octagonal, and rectangular styles to fit the look you want to create — whether it's classic or contemporary. Best of all, our uniquely designed snap-on system is easy to install, helping to keep your attic ventilated and temperate.



Snap-On Installation System
Gable Vent



Louvered Exhaust Vent
Utility Vent



Mounting Blocks



Universal J-Block®
Square or Scroll-Cut
Square Mounting
Block

Universal Large
J-Block® Mounting
Block

Universal Jumbo
J-Block® Mounting
Block

UL
Mounting Block

Split Recessed J-Block®
Mounting Block

<p>Uses</p>	<p>The J-Block® mounts provide multiple uses, including the ability to easily and attractively mount light fixtures and receptacles.</p>	<p>The Large J-Block® is designed to mount large light fixtures, house numbers and mailboxes.</p>	<p>The Jumbo J-Block® is designed to mount oversized light fixtures, house numbers and mailboxes.</p>	<p>The Electrical UL® Mounting Block is designed to mount light fixtures or electrical outlets. Includes electrical box and mounting block.</p>	<p>The Split Recessed J-Block® has a patented hinge that allows for ease of installation without removal of electrical receptacles and water faucets.</p>
<p>Product Code</p>	<p>Square: UNIBLØCK Scroll-Cut Square: UNIBLØCKSC</p>	<p>FMBLØCK</p>	<p>UNIBLØCKXL</p>	<p>EBLØCK Includes electrical box and mounting block</p>	<p>MBLØCKR</p>
<p>Surface Dimensions</p>	<p>8$\frac{3}{16}$" x 7$\frac{3}{16}$"</p>	<p>7" x 11"</p>	<p>9" x 16"</p>	<p>4$\frac{7}{8}$" x 5$\frac{7}{8}$"</p>	<p>5$\frac{1}{4}$" x 7"</p>
<p>Flange Dimensions</p>	<p>7$\frac{1}{2}$" x 8$\frac{1}{2}$"</p>	<p>7$\frac{3}{4}$" x 12$\frac{3}{4}$"</p>	<p>11.67" x 18.71"</p>	<p>7$\frac{1}{8}$" x 8$\frac{1}{8}$"</p>	<p>5$\frac{7}{8}$" x 7$\frac{1}{2}$"</p>
<p>J-Channel I.D.*</p>	<p>$\frac{1}{2}$" adjusts to 1$\frac{1}{4}$"</p>	<p>$\frac{3}{4}$" adjusts to 1$\frac{1}{4}$"</p>	<p>$\frac{1}{2}$" adjusts to 1$\frac{1}{4}$"</p>	<p>$\frac{5}{8}$" adjusts to 1$\frac{1}{4}$"</p>	<p>$\frac{3}{4}$" adjusts to 1$\frac{1}{4}$"</p>
<p>Knockouts</p>	<p>Round: 4" Diameter Rectangle: 2$\frac{3}{8}$" x 3$\frac{3}{4}$"</p>	<p>Round: 4" Diameter</p>	<p>Round: 3$\frac{11}{16}$" Diameter Rectangle: 2$\frac{3}{8}$" x 3$\frac{3}{4}$"</p>	<p>—</p>	<p>Rectangle: 2$\frac{1}{4}$" x 3$\frac{1}{2}$"</p>
<p>Limited Lifetime WARRANTY</p>	<p>✓</p>	<p>✓</p>	<p>✓</p>	<p>✓</p>	<p>✓</p>
<p>MULTI DEPTH</p>	<p>✓</p>	<p>✓</p>	<p>✓</p>	<p>✓</p>	<p>✓</p>
<p>PERFECT MATCH</p>	<p>✓</p>	<p>✓</p>	<p>✓</p>	<p>✓</p>	<p>✓</p>
<p>Technical Drawings</p>					

* J-Channel internal dimension



Doorbell



Water Faucet



Electric Meter



Oversized Electric Meter

**Mini J-Block®
Mounting Block**

**E-Z Block™ Surface
Mounting Block**

**Meter Base
Mounting Block**

**Large Meter Base
Mounting Block**

**Ply Gem Blocks & Vents
are perfectly colour
matched to all Mitten
Vinyl Siding colours:**

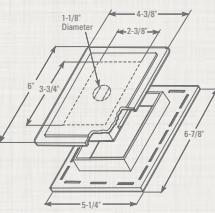
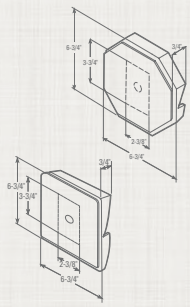
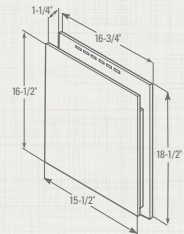
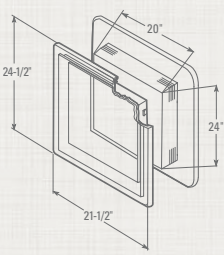
The Mini J-Block® mounting block is designed to mount small accessories such as doorbells and electrical outlet receptacles.

The one-piece design can be used after siding installation to mount all types of accessories. Ply Gem offers sizes to fit Double 4", Double 5", Dutch Lap and Triple 3" siding profiles.

The Meter Base Mounting Block is designed to mount large accessories such as hose racks and electric meter bases.

The Large Meter Base Mounting Block accommodates oversized meters.

- Annapolis Blue
- Ash
- Aviator Green
- Bone
- Brownstone
- Burnt Orange
- Caribou Brown
- Chestnut Brown
- Clay
- Coffee Bean
- Cypress
- Danish Gold
- Eggplant
- Flagstone
- Frost
- Grenadier Green
- Gunmetal Grey
- Hearthstone
- Indigo
- Ivory
- Khaki Brown
- Lighthouse Red
- Lite Maple
- Muskoka Green
- Nickel
- Regatta Blue
- Richmond Red
- Rockaway Grey
- Saffron
- Sage
- Sandalwood
- Sandcastle
- Sapphire Blue
- Satin Grey
- Spring Moss
- Stratus
- Timber Bark

MBLØCK	Octagon: EZBLK080 – Double 4" or Double 5" EZBLK110 – Dutch Lap Square: EZBLK070 – Dutch Lap	METER	METERLG
6" x 4 3/8"	6 3/4" x 6 3/4" Projection: 3/4"	16 1/2" x 15 1/2"	20" x 24"
6 7/8" x 5 1/4"	—	18 1/2" x 16 3/4"	21 1/2" x 24 1/2"
3/4" adjusts to 1 1/4"	—	1/4"	1/2" adjusts to 1 1/4"
Round: 1 1/8" Diameter Rectangle: 2 3/8" x 3 3/4"	Round: 1" Diameter Rectangle: 2 3/8" x 3 3/4"	—	—
✓	✓	✓	✓
✓		✓	✓
✓	✓	✓	✓
			

Utility Vents



	Foundation Vent	Air Vent (Patent #5,293,920)	Louvered Exhaust Vent	Intake Louvered Vent	Soffit Intake Vent	Hooded Exhaust Vent
Uses	The Foundation Vent is used to ventilate crawl space areas. Moveable louvers can be locked open or closed and the molded in screen helps prevent pest intrusion. The two-piece design allows for quick and easy installation and is flexible to be installed on homes utilizing various construction methods, including wood-frame and masonry.	The two-piece Air Vent is used for cross-ventilation of garages, foundations, and range hoods. Design allows for open or closed flaps. The molded mesh helps prevent insect intrusion.	The Louvered Exhaust Vent is used to vent dryers and bathroom exhaust fans. The unique design includes a built-in grid to prevent bird intrusion and a 10" long metal tube that can be used for extra thick walls. Design allows for open or closed flaps.	The Intake Louver Vent is designed to be used with the 4" Louvered Exhaust Vent (EXVENT) when constant airflow is required. Primarily used for high-efficiency furnaces, fireplaces, and bathroom eave exhausts.	The Soffit Intake Vent provides necessary air movement through the attic and roof system to replace moist air with fresh air. Can be used with bathroom and kitchen exhausts. FIRE HAZARD: NEVER use Soffit Intake Vent with screen for dryer ventilation. Flammable lint build-up on screen can cause a fire. Always use a vent that is specifically designed for dryer applications.	The Hooded Exhaust Vent features snap-on installation and a concealed flap that stays closed when not in use. NOTE: 6" vent has a screen for use as an intake vent.
Product Code	FVENT	AIRVENT	4" EXVENT 6" EXVENT6	INTAKE	INTVENT	4" DRYERH00D 6" DRYERH00D6
Surface Dimensions	8 3/4" x 17"	7" x 11"	4" 7" x 7" 6" 9" x 9"	4 5/8" H x 4 5/8" W x 1 5/8" D	8" x 8"	4" 6 7/8" x 6 7/8" 6" 8 1/2" x 8 1/2"
Flange Dimensions	9 1/2" x 18 1/4"	7 3/4" x 12 3/4"	4" 8 1/2" x 7 1/2" 6" 9 1/2" x 10 3/8"	—	7 1/2" x 7 1/2"	4" 6 5/8" x 6 5/8" 6" 8 1/4" x 8 1/4"
J-Channel I.D.*	3/4" adjusts to 1 1/4"	3/4" adjusts to 1 1/4"	3/4" adjusts to 1 1/4"	—	5/8" adjusts to 1 1/4"	3/4" adjusts to 1 1/4"
Net Free Area	50 sq in	19 sq in	4" 9.2 sq in 6" 17.6 sq in	5.5 sq in	9.2 sq in	4" 12.6 sq in 6" 28.3 sq in
Limited Lifetime WARRANTY	✓	✓	✓	✓	✓	✓
MULTI DEPTH	✓	✓	✓	✓	✓	✓
PERFECT MATCH	✓	✓	✓	✓	✓	✓
Technical Drawings						

Tube Thickness: 0.0157"

* J-Channel internal dimension



Base
Installed With Siding



Vent Cap
Installed With Siding

Gable Vents

- Gable Vents are available in round, square, octagonal, half-round and rectangular shapes
- Ply Gem's two-piece gable vent system is fully compatible with all siding profiles
- Simply install a base when installing the siding, then snap on the cover later
- Rectangular bases, instead of round, makes siding cuts easier
- No need to install entire gable vent and then cut the siding around it
- Multi Depth feature for premium siding installations that include foam backing
- Ventilates attic
- Available in virtually all vinyl siding colors
- Paintable version available
- Adjustable 5/8" – 1 1/4" for use with all siding styles



	Round Design			Round Top Design		Half-Round Design
Size	18"	22"	36"	14" x 22"	24" x 34"	34" x 22"
Ventilated Opening	10" x 12 1/2"	10 1/2" x 15"	20 1/2" x 26"	10" x 12 1/2"	20 1/2" x 26"	20" x 16"
Outside Unit Dimensions	18"	22"	36"	14" x 22"	24" x 34"	34" x 22"
Net Free Area (sq in)	48.36	48.37	277.1	53.17	191	80.46
Product Code	RDGV18	RDGV	RDGV36	RDTOPGV14	RDTOPGV24	HRDGV
Technical Drawings						

	Rectangular Design			Octagonal Design		Square Design
Size	14" x 20"	18" x 24"	24" x 30"	18"	22"	14" x 14"
Ventilated Opening	10 1/2" x 15"	16" x 20"	20 1/2" x 26"	10" x 12 1/2"	10 1/2" x 15"	10" x 12 1/2"
Outside Unit Dimensions	14" x 20"	18" x 24"	24" x 30"	18"	22"	14" x 14"
Net Free Area (sq in)	23.29	92.88	181.2	49.72	49.5	33.59
Product Code	RECTGV1420	RECTGV1824	RECTGV2430	OCTGV18	OCTGV	SQGV1414
Technical Drawings						

Beautiful Exteriors Start with Ply Gem.

For a complete range of exterior products designed to work together, look no further than Ply Gem. As North America's leader in low-maintenance exteriors, no one offers more styles in more colors or provides more tools to help you create the look you want. From major design elements like siding and windows to architectural accents like trim and moulding, count on Ply Gem for superior quality and outstanding beauty.



Vinyl Siding and Accent Panels



Rainware and Gutter Protection



Windows



Stone



Trim and Mouldings



Fence and Railing

Distributed by:



Ply Gem reserves the right to alter, modify or delete items from time to time without notice. Due to printing limitations, colors may not be exactly as shown. Contact your sales representative for actual product and color samples.
*Consult the VSI Website at www.vinylsiding.org for current list of certified products and colors.
Ply Gem and the Ply Gem logo are trademarks of Ply Gem Industries, Inc. and/or its subsidiaries.
© 2018 Ply Gem Shutters and Accents 4980300020/MS/CG/0818