




HIGHLAND[®]

42 SERIES VINYL SIDING

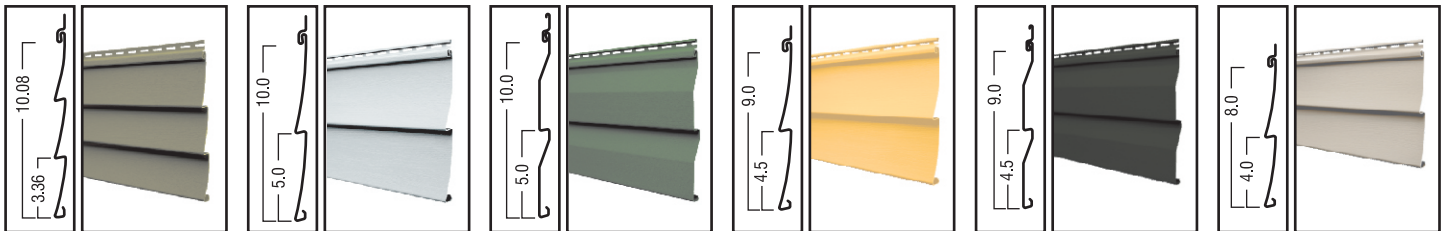
Highland is our most complete product line offering a wide selection of 6 different .042" thick profiles and a variety of colours.

Attractive profiles feature a satin finish wood-grain texture and complement a variety of architectural styles.



Satin finish wood-grain texture shown in Brownstone

Profiles & Specifications



Triple Three

Shown in Khaki Brown

Length/Pc :
12' / 3.66m
Width/Pc:
10" / 25.4cm
Panels/Ctn:
20
Coverage/Ctn:
200 sq. ft. / 18.58 m²
Nom. Thickness:
.040" / 1.02 mm
Windload Data:
155 mph / 249 KM/h

Double 5" Horizontal

Shown in Satin Grey

Length/Pc :
12' / 3.66m
Width/Pc:
10" / 25.4cm
Panels/Ctn:
20
Coverage/Ctn:
200 sq. ft. / 18.58 m²
Nom. Thickness:
.042" / 1.07 mm
Windload Data:
160 mph / 257 KM/h

Double 5" Dutchlap

Shown in Grenadier Green

Length/Pc :
12' / 3.66m
Width/Pc:
10" / 25.4cm
Panels/Ctn:
20
Coverage/Ctn:
200 sq. ft. / 18.58 m²
Nom. Thickness:
.042" / 1.07 mm
Windload Data:
160 mph / 257 KM/h

Double 4.5" Horizontal

Shown in Saffron

Length/Pc :
12' / 3.68cm
Width/Pc:
9" / 22.86cm
Panels/Ctn:
22
Coverage/Ctn:
200 sq. ft. / 18.58 m²
Nom. Thickness:
.042" / 1.07 mm
Windload Data:
160 mph / 257 KM/h

Double 4.5" Dutchlap

Shown in Rockaway Grey

Length/Pc :
12' / 3.68cm
Width/Pc:
9" / 22.86cm
Panels/Ctn:
22
Coverage/Ctn:
200 sq. ft. / 18.58 m²
Nom. Thickness:
.042" / 1.07 mm
Windload Data:
160 mph / 257 KM/h

Double 4" Horizontal

Shown in Sandalwood

Length/Pc :
12'6" / 3.81m
Width/Pc:
8" / 20.32cm
Panels/Ctn:
24
Coverage/Ctn:
200 sq. ft. / 18.58 m²
Nom. Thickness:
.042" / 1.07 mm
Windload Data:
160 mph / 257 KM/h

Features

- Satin-finish wood-grain texture
- Roll-over nail rail
- Strong .042" nominal thickness provides lasting durability
- Attractive profile selections to complement a wide variety of architectural styles
- Low-maintenance
- Limited Lifetime Warranty includes Colour Fade Guarantee

Colours

Highland siding is available in 3 Bold Premium Colours and 18 Natural Standard Colours

Bold Premium Colours

D4H D4.5DL D5DL T3H Khaki Brown	D4H D4.5DL D5DL T3H Rockaway Grey	D4H D4.5DL D5DL T3H Grenadier Green
---	---	---

Natural Standard Colours

D4H D4.5DL D4.5H D5DL D5H T3H Frost	D4H D4.5DL D4.5H D5DL D5H T3H Bone	D4H D4.5DL D4.5H D5DL D5H T3H Ivory	D4H D4.5DL D4.5H D5DL D5H T3H Cypress	D4H D4.5DL D4.5H D5DL D5H T3H Stratus	D4H D4.5DL D4.5H D5DL D5H T3H Flagstone	D4H D4.5DL D4.5H D5DL D5H T3H Brownstone	D4H D4.5DL D4.5H D5DL D5H T3H Satin Grey
D4H D4.5DL D4.5H D5DL D5H T3H Clay	D4H D4.5DL D4.5H D5DL D5H T3H Hearthstone	D4H D4.5DL D4.5H D5DL D5H T3H Sandalwood	D4H D4.5DL D4.5H D5DL D5H T3H Ash	D4H D4.5DL D4.5H D5DL D5H T3H Sandcastle	D4H D4.5DL D4.5H D5DL D5H T3H Lite Maple	D4H D4.5DL D4.5H D5DL D5H T3H Saffron	D4H D4.5DL D4.5H D5DL D5H T3H Sage
D4H D4.5DL D4.5H D5DL D5H T3H Nickel	D4H D4.5DL D5DL T3H Indigo	D4H = Double 4" Horizontal D4.5H = Double 4.5" Horizontal D5H = Double 5" Horizontal		D4.5DL = Double 4.5" Dutchlap D5DL = Double 5" Dutchlap T3H = Triple 3" Horizontal		Due to the printing process colours may not be exactly as shown. Please refer to actual samples before making final decisions. Inquire with your distributor to confirm colours and products.	

All Mitten colours shown are VSI certified

Installation Tips


A full installation guide can be found at www.mittensiding.com

Here are some tips to assist in preparing for your siding job.

Before getting started, it is important to review several common rules for vinyl siding application. Vinyl siding, like all building materials, expands and contracts with temperature changes. The amount of expansion and contraction can be as much as 3/8 of an inch. This expansion and contraction must be accounted for in advance to prevent the siding from buckling which will mar the appearance of your home.

1. Do not store siding in a location where temperatures exceed 130°F or 54°C (i.e. On black top pavement during unusually hot weather or under tarps or plastic wrap without air circulation.)
2. Installed panels must move freely from side to side.
3. When installing a siding panel, push up from the bottom until the lock is fully engaged with the piece below it. Do not force the panels up or down when fastening in position. Stretching the panel upward pulls the natural radius out of the panel and increases the friction of the locks.
4. Always nail in the center of the slot. **WARNING:** Do not nail at the end of a slot! Doing so will cause the siding panel to be permanently damaged. If you must nail near the end of a slot to hit a stud, etc., extend the length of the slot with a nail slot punch tool.
5. Do not drive the head of the nail tightly against the siding nail hem. Allow 1/32" (about the thickness of a dime) clearance between the nail head and the siding panel. Drive nails straight and level to prevent distortion and buckling of the panel.
6. Leave a minimum of 1/4" clearance at all openings and accessory channel stops to allow for normal expansion and contraction. When installing in temperatures below 40°F, increase minimum clearance to 3/8".

Accessories



Care and Cleaning

General surface cleaning will help to remove surface dirt and keep your siding looking like new. In order to maintain the look of your siding, we recommend the following:

While Mitten vinyl siding is close to being totally maintenance free, it will become dirty just as a freshly painted house, new automobile or any other product which is exposed to atmospheric conditions. Generally, your Mitten vinyl siding can be cleaned satisfactorily through the use of an ordinary garden hose. If this does not do the job, then we suggest the following:

1. Equip a garden hose with a soft bristled, long handle car brush. Avoid using stiff bristle brushes or abrasive cleaners, which may change the gloss of the cleaned area and cause the siding to look splotchy.
2. Where soil is of a stubborn nature, (as frequently found in industrial areas) the following cleaning solution works well: 1/3 cup detergent (Tide as an example) + 2/3 cup trisodium phosphate (Soilax as an example) + 1 gallon of water.

In certain geographic areas where mildew may be a problem, substitute one quart of 5% sodium hydrochloride (Clorox for example) for one quart water in the above formula.

Where the house is extremely dirty, it is recommended that you start washing from the bottom and go to the top, rinsing frequently. Cleaning solutions should be permitted to stand on the surface of the siding for several minutes before rinsing.

Warranty and Certifications

Lifetime Non-Prorated Transferable Limited Warranty

Ply Gem proudly warrants the original purchaser of Mitten siding for as long as the original purchaser is the owner of the property to which our products are applied.

The said products will be free from manufacturing defects. Any and all product failures covered by this warranty as set forth will be remedied AT NO COST TO THE ORIGINAL HOMEOWNER, if the defect is reported in accordance with the terms thereof. If your product contains manufacturing defects covered by this Warranty, Ply Gem will incur the costs (material and labor) to repair or replace the defective part or portion of Mitten Vinyl Siding and Accessories.

The Lifetime non-prorated coverage in this warranty is designed to cover individual homeowners only. In the instance of siding purchased by or installed upon property owned by for example: corporations, governments, condominiums or premises not used by individual homeowners as their residences, the warranty period will be fifty years following the installation of the siding and it will be prorated as indicated herein. For such purchasers or entities to which the prorated coverage applies, the warranty is transferable to a new owner by the original purchaser under the terms and conditions set forth herein, in which event it will cover the period of fifty years following the installation of the siding (prorated as indicated herein).

For full warranty details, please go to <https://www.mittensiding.com/en/warranty>

PRODUCT PHYSICALS			
TEST	STANDARD METHOD	UNITS OF MEASURE	RESULT
IZOD Impact (0°C/32°F)	ASTM D-256	ft/lb/in.	3.53
IZOD Impact (23°C/73°F)	ASTM D-256	ft/lb/in.	33.9
Tensile Strength	ASTM D-638	PSI	8200
Modulus of elasticity	ASTM D-638	PSI	370000
Deflection of temperature under load @ 264 PSI	ASTM D-648	°F	163
Coefficient of linear expansion	ASTM D-696	x10 ⁵ in./in./°F	4.3
Chemical Resistance	ASTM D-543		excellent
Cell classification	ASTM D-1784	class#	13544-B
FIRE RELATED PROPERTIES - PVC			
Flame spread index	ASTM E-84, UBC 42-1		18
Fuel contribution			0
Self ignition temperature, °F	ASTM D-1929, UBC 52-3		810
Smoke density rating (%)			42.1
Maximum smoke density (%)	ASTM D-2843, UBC 52-2		56.0
Visibility of exit sign			Good
Total burn time, seconds	ASTM D-635		<5
Extent of burning, mm			<5
SIDING/EXTRUDATE TYPICAL PHYSICAL PROPERTIES			
Impact Resistance (23°C/73°F)	ASTM D-4226	in-lb	>80
Low Temperature flexibility	CGSB41-GP-24Ma	% pass	>80
Shrinkage/reversion	ASTM D-1042	%	<3.0
Surface Distortion	CGSB41-GP-24Ma ASTM D-3679-02	°F	>131