

OVERVIEW AND INSTALLATION



ClipStone is an innovative, easy-to-install stone veneer. It's also a very smart choice. With simple common tools, you can turn a plain boring wall into an eye-catching, professional-looking stone wall.

Because these are individual stones, you will enjoy added design flexibility - and no more obvious long seams that are the result of many stone panels on the market today.

ClipStone goes up one at a time, just like traditional stone installed by a professional mason. Except you don't need the mason!



See installation videos as well as tips at www.myclipstone.com



Mounting clips are embedded within ClipStone so you can securely install onto the wall without the need to hit a stud when properly installed according to installation instructions.

NO MORTAR NO MESS



Teton Grey ProStack



Willow Peak Ledgestone

MITTEN
BUILDING PRODUCTS

1-888-MITTEN4 • www.mittenbp.com

Authorized Dealer/Distributor

49810113CS 03/2020



FEATURES AND BENEFITS

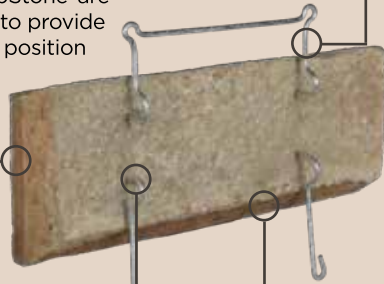
Patented Clips

Patented Mounting Clips

Mounting clips are embedded within each ClipStone so you can securely and easily install onto the wall.

Bevel Design

The sides of each ClipStone are designed with a bevel to provide maximum flexibility to position the stone on the wall correctly when installing.



Designed to Breathe

Built-In Drainage Plane

Each ClipStone is automatically raised off the wall to create a built-in drainage plane and allows the wall to breathe in exterior applications.

Patented Flanges

ClipStone takes the error out of installation with patented flanges so your rows of coursing always look professional and the stones look perfectly stacked.



Before



After

Easy to install

- No masonry skills required
- No mortar, no mess
- No special tools needed
- Lightweight, mechanical fastening system
- No metal lath required
- No need to find studs when properly installed per installation instructions
- Can be installed in all weather conditions


Increase profits

- Installs 3x faster than mortar-based stone
- Install up to 150 sq ft per man per day
- Increased margin per square
- Separate yourself from the competition
- Install yourself with your own common tools
- Easy upgrade option for your customers

COLOURS AND ACCESSORIES



Teton Grey
ProStack



Black Creek
ProStack



Black Rundle
ProStack



Osceola
ProStack



Poinset
ProStack



Willow Peak
LedgeStone

ProStack Sizes

Flats: 4" tall pieces with lengths from 8", 12" and 16"
Corners: 8"-12" lengths

LedgeStone Sizes

Flats: 4" tall pieces with lengths from 6" up to 17"
Corners: 8"-10" lengths

ClipStone Accessories



DECORATIVE SILLS FOR WINDOWS AND WAINSCOT CAP
20" long x 2.25" back height x 1.75" front height x 3" depth



DECORATIVE SILL / WAINSCOT CORNERS
8" x 8" in leg length, 2.25" back height, 1.75" front height x 3" depth




ELECTRIC OUTLET BOX STONE
6" wide x 8" tall (with centered opening for standard sized gang box)



LIGHT BOX STONE
10" wide x 12" tall (with centered opening for a round outlet box)

ClipStone accessories are available in 4 colors:



Black



Smoke



Light Grey



Cream

ClipStone can be installed in 6 simple steps!

Full detailed installation instructions and video tips available at myclipstone.com