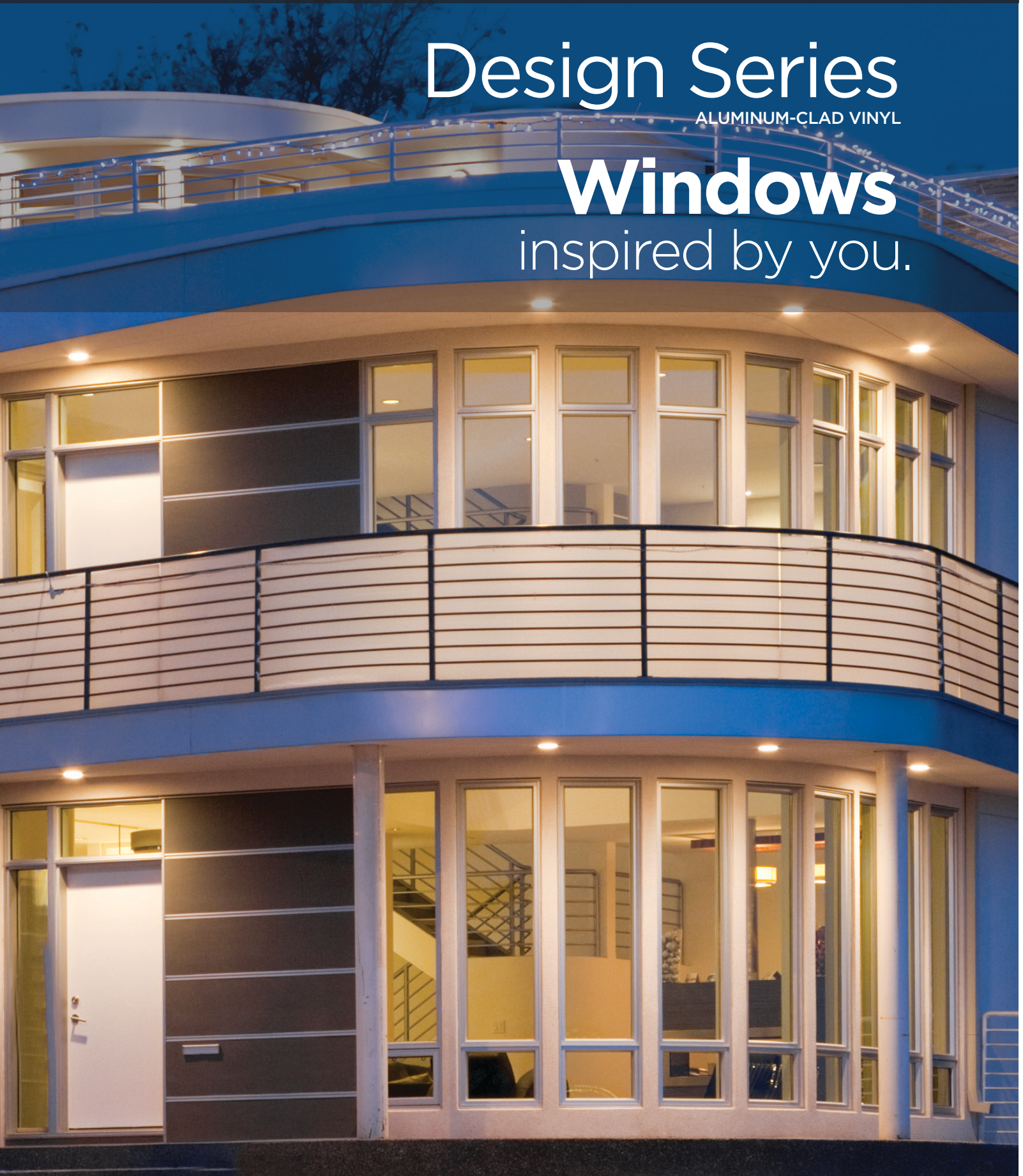


Design Series

ALUMINUM-CLAD VINYL

Windows

inspired by you.



Design Series

ALUMINUM-CLAD VINYL WINDOWS



Make a **bold statement.**

These aluminum clad vinyl windows offer the best of both worlds: durable, colourful exteriors and low-maintenance vinyl interiors. They pair well with our double-glazed Classic or triple-glazed Enviro Series windows.





Interior Frame Colours



Hardware Colours



Hardware available in 11 colours and finishes. See page 34 for details.

Exterior Frame Colours



ECP ENHANCED COLOUR PROTECTION

An innovative Kynar® coating helps protect our darker colours from fading and chalking. Colours are reproduced as accurately as printer technology allows.

Standard Features

► Seals out the elements

Tri-Fin weatherstripping prevents drafts, dust and moisture from getting in.

► Smooth operation

Spring balance system makes opening and closing single-hung windows easy; holds sash open at any height.

► Energy-saving glass

Design Series windows are available with double- and triple-glazing. Insulated glass units with LoE and argon can be tailored to your requirements.

MATCHING PATIO DOOR



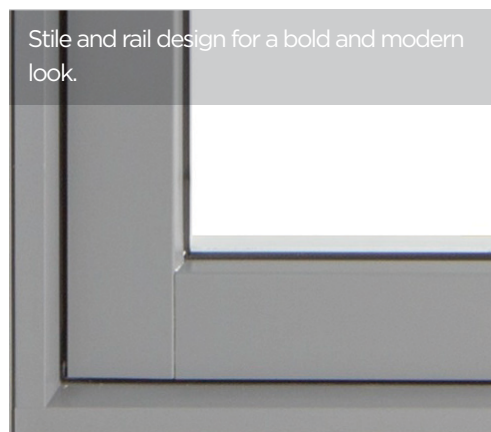
Our Design Series patio door matches Design Series windows beautifully.

Balanced views.

Design Series windows have balanced sight lines. It simply means the sashes on casement and picture combinations are balanced. Equal lite options are also available with fixed combinations.



Stile and rail design for a bold and modern look.



Offered with a number of SDL, SML and in-glass grille options for architectural detail.



A window **for every view.**



Single Hung

Single-hung windows have a fixed upper sash and a lower sash that slides vertically to allow ventilation. Popular for traditional homes.




Casement

Casements are hinged on one side and crank open to catch the breeze. They have a contemporary look and are a popular choice over kitchen counters.




Awning

Awning windows are hinged at the top and open outward. Placed high on a wall, they provide light and ventilation while maintaining privacy. Placed below larger fixed windows, they provide ventilation and deflect light rain.




Horizontal Slider

Horizontal sliding windows have one fixed sash and one sash that slides left or right. Popular for modern homes and where you don't want an open sash extending over a deck or patio.



Fixed Pane

Non-operating windows including picture windows and architectural shapes such as half-round, elliptical and trapezoid.



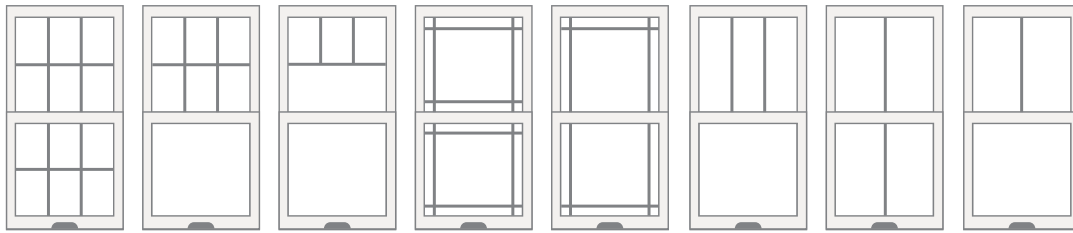
Combinations

Shapes such as arch-top windows can be combined over standard windows to create a distinctive look. Multiple windows can also be combined to create panoramic views and connect a room to the outdoors.

Accessories

GRILLES, SDL'S, HARDWARE & JAMB LINERS

Grille Patterns & Colours



Standard Half Standard Ladder Heritage Perimeter Heritage Three Over One Two Over Two Two Over One

AVAILABLE SIZES	AVAILABLE COLOURS						
	White	Beige	Black	Brown	Red wood	Grey	Hunter Green
1" Flat Grille	•	•					
1 ³ / ₁₆ " Flat Grille	•	•					
5 ⁸ / ₁₆ " Flat Grille	•	•	•	•	•	•	•
5 ¹⁶ / ₁₆ " Flat Grille	•	•	•	•	•		
1" Contour Grille	•	•	•	•	•		
3 ⁴ / ₄ " Contour Grille	•	•/*	•/*	•/*	•		

In-Glass Grilles

These are installed between the glass panes. You'll never have to clean them.



1" Flat



1³/₁₆" Flat



5⁸/₁₆" Flat



5¹⁶/₁₆" Flat



1" Contour



3⁴/₄" Contour*

*Two-tone option available with white interior and beige, black or brown exterior. Colour always faces the exterior.

Simulated Divided Lites (SDL)

These are installed on the outer glass surfaces to simulate the look of divided panes. Exterior and interior materials and colours are matched to your windows.

1" SDL



Interior (Vinyl)



Exterior (Aluminum)

2" SML



Interior (Vinyl)



Exterior (Aluminum)

Hardware

Casement and awning windows feature Truth Encore® multi-point locks in 11 stylish colours.



White



Beige



Champagne



Faux Bronze



Chestnut Bronze



Matte Black



Brushed Nickel (\$)



Brushed Chrome (\$)



Western Pewter (\$)



Antique Brass (\$\$)



Oil Rubbed Bronze (\$\$)

(\$ and \$\$ indicate additional cost)

Jamb Liners

Jamb liners (extension jambs) provide a clean transition between the window and interior trim. They cover the inside surface of the side jambs, the head jambs and sill. Available in vinyl, foam filled PVC, hem fir, oak or pre-primed wood in sizes to fit all wall depths.



Jamb Liners available in vinyl, foam filled PVC, hem fir, oak or pre-primed wood

A drywall return channel, which connects to drywall or plywood used as interior jamb on the window frame, is available in 1/2" and 3/4" sizes.



Drywall Returns

Glass & Glazing Options

LoE Glass

What is LoE? Low emissivity (LoE) coatings are applied to glass surfaces to reduce the transfer of heat through the window. High solar gain LoE lets more of the sun's heat pass into a room. Low solar gain LoE blocks more of the sun's heat.

ECO GAIN 180

High Solar Gain Glass

A great choice for our northern climate because it allows solar energy to pass through the glass to provide "free heat" in winter. LoE reflects heat back into the room, reducing home heating needs. Throughout the year, Eco Glass Gain 180 protects furnishings from fading and insulates against extreme temperatures.

ECO SHIELD 270

Solar Control Glass

A good choice for variable climates. In summer, Eco Glass Shield 270 can reduce solar heat gain by 50% or more compared to ordinary glass. In winter, argon fill and LoE work together to maintain comfort and reduce energy needs. Throughout the year, Eco Glass Shield protects against fading without darkening your view.

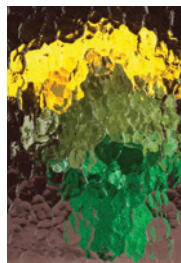
ECO MAX SHIELD 366

Ultimate Performance Glass


This "spectrally selective" glass provides the highest level of comfort, energy savings and fade protection. Instead of one or two layers, the glass is coated with three layers of silver to block summer heat and retain your home's heat in winter – with no room-darkening tints and virtually no exterior reflectance.

Obscure Glass

Obscure textured glass ensures privacy while allowing sunlight to brighten a room. It's ideal for bathrooms.




Arctic



Crossreed




Gluechip




Pinhead



Rain




1/2" Reeded



Satin Etch

Preserve™ Protective Film



We help protect our windows and doors during transit and at the job site by applying a clear protective film on inner and outer glass surfaces. It eliminates masking and makes cleanup a snap. Simply peel it off to reveal spotless glass.

NEAT® Glass



NEAT® glass



Ordinary glass

This special coating reacts with the sun's rays to loosen dirt so it rinses away when it rains. With NEAT®, your windows will stay cleaner

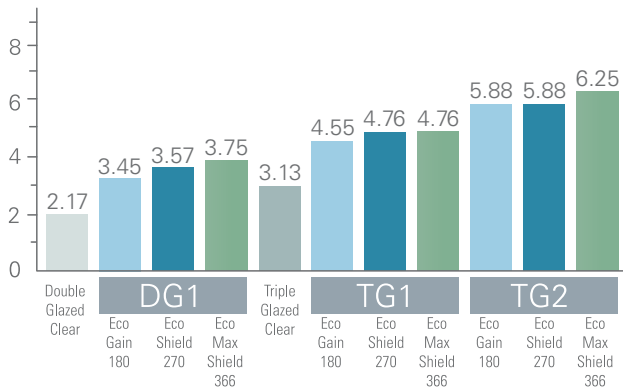


longer and be easier to clean. Available with Eco Shield and Max Shield glass.

Ratings

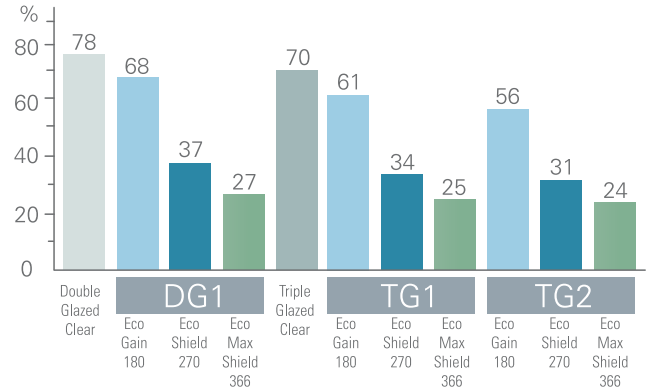


R-Value



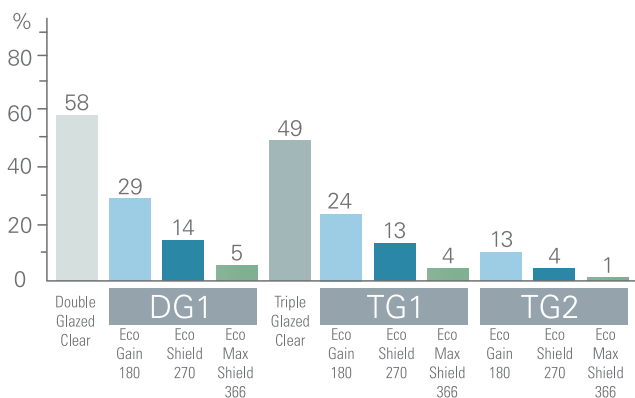
R-Value: A measure of heat flow through a window. The higher the number, the better the glass is at blocking heat.
 *Based on NFRC thermal data - Design Series 'P' unit

Solar Heat Gain Coefficient



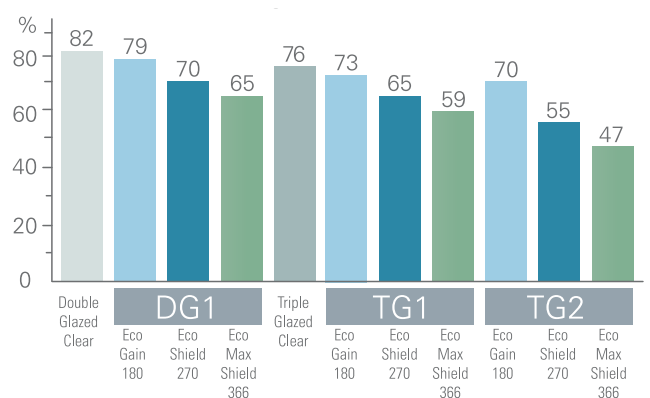
SHGC: A measure of solar radiation transmitted through the glass. Higher numbers mean more heat gain in a home.

Ultraviolet Transmission



UV Transmission: A measure of UV radiation transmitted through the glass. The lower the number, the better the glass is at protecting furnishings from fading.

Visible Light Transmission



VLT: A measure of visible light transmitted through the glass. Higher numbers mean more daylight can enter a room.

DG1 - Double-glazed • Single LoE coating • One argon filled air space **TG1** - Triple-glazed • Single LoE coating • Two argon filled air spaces **TG2** - Triple-glazed • Double LoE coating • Two argon filled air spaces





The Ply Gem Promise



Ply Gem is a 70-year leader in pioneering performance home exteriors, with a superior warranty for exactly the home you want for decades to come.

For more information, visit plygem.ca



Ask your representative
about our matching
Design Series patio door.